



The Irish Economic Update

Economy Continues To Perform Well Despite Concerns Over Brexit

May 2017

Oliver Mangan
Chief Economist
AIB

Strong recovery by Irish economy since 2013

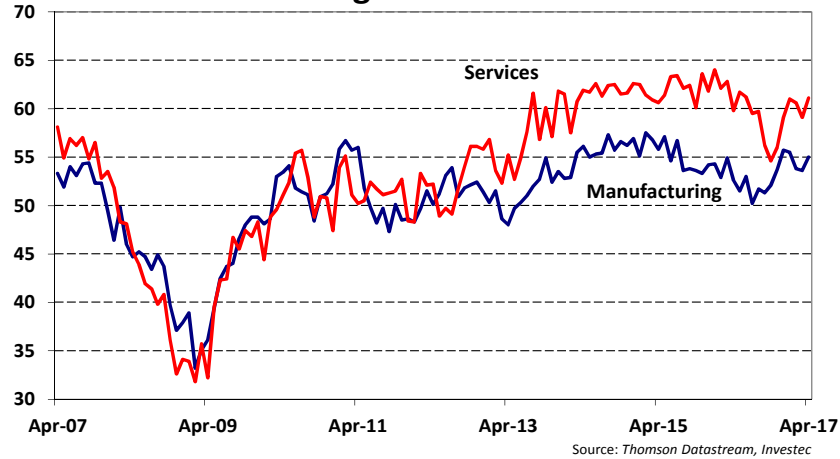


- Irish economy boomed from 1993 to 2007 with GDP up by over 250% – Celtic Tiger
- Very severe recession in Ireland in 2008-2009. GDP fell by 8% and GNP down 10%
- Collapse in construction activity and banking system, severe fiscal tightening, high unemployment. Ireland entered a 3 year EU/IMF assistance programme from 2010-2013
- GDP at end of 2008-09 recession still over 25% higher than in 2001, highlighting that the economic crash came after a very strong period of growth, unlike in other countries
- Ireland tackled its problems aggressively in the public finances, banking sector and property market. Imbalances in economy unwound – housing, debt levels, competitiveness, BoP
- Ireland focused on generating growth via its large export base as the route to recovery
- Economy rebounds strongly in 2013-16 period. Strong uptrend continues in 2017
- Domestic economy has recovered strongly, led by rebound in investment and retail spending
- Strong jobs growth. Unemployment rate fallen from 15% in 2012 to near 6% in spring 2017
- Budget deficit has declined at quicker than expected pace. At just 0.5% of GDP in 2016

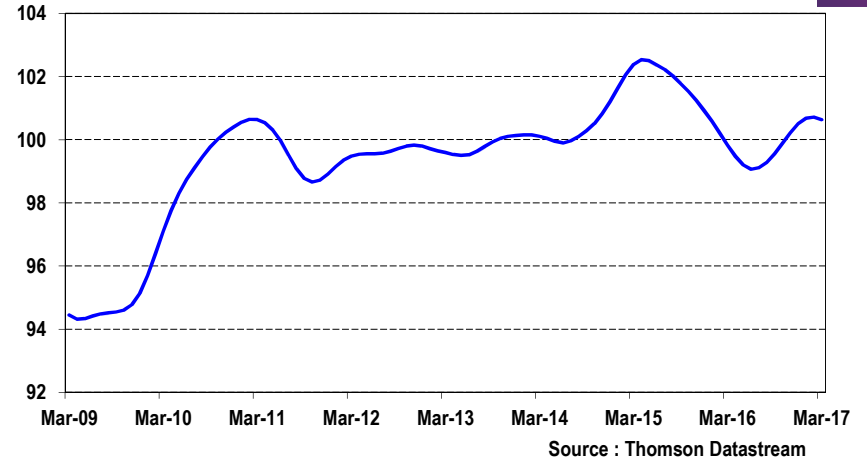
Indicators remain upbeat despite concerns over Brexit



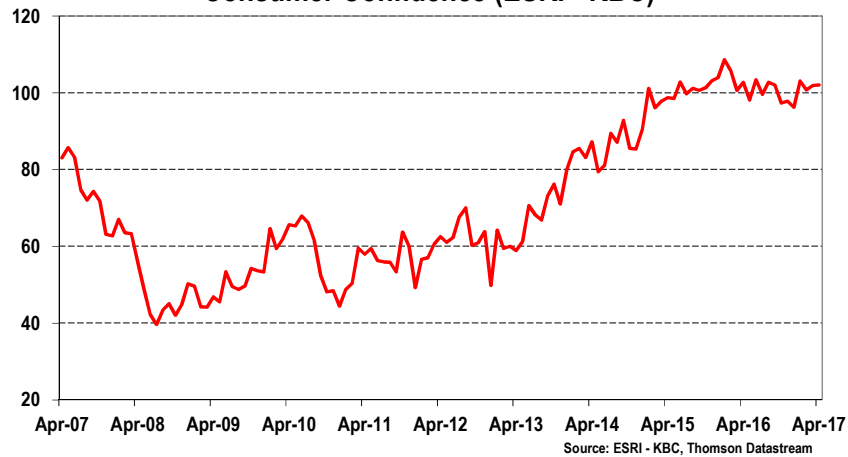
Ireland Mfg and Services PMIs



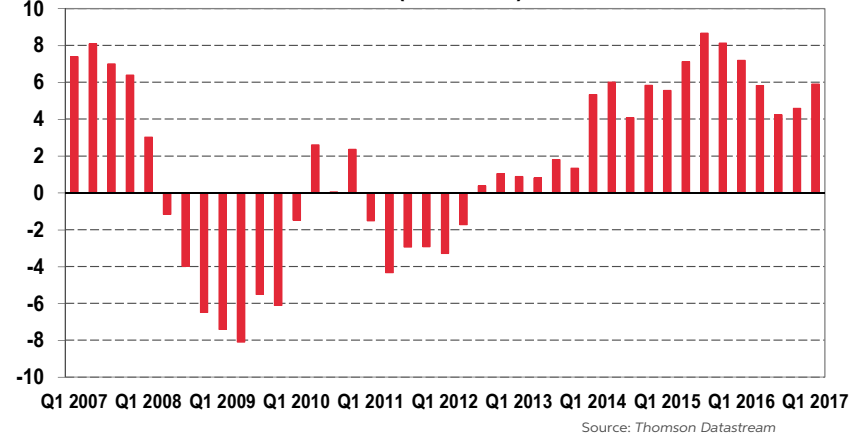
OECD Leading Indicator - Ireland



Consumer Confidence (ESRI - KBC)



Irish Retail Sales (ex-autos) - Volume, YoY, %



Strong growth continuing in 2017



- Robust GDP growth of 5.2% in 2016. Growth looks to have remained strong in early 2017
- Mfg PMI weakened after Brexit vote before rebounding strongly. At 55 in April
- Strong rebound by services PMI after marked decline on Brexit vote. At 61.1 in April
- Construction PMI averaged 58 in Q1 2017. Rose to 61.3 in April from 60.8 in March
- OECD leading indicator index for Ireland hits 16-month highs in early 2017
- Consumer confidence at very high levels – Close to 15 year peak in spring 2017
- Retail sales (ex-auto) up by 1.6% in Q1 2017 for rise of 5.9% in year-on-year terms
- Total car regs (new + used imports) up 2% yoy in Jan-April 2017 – surged in 2014-16 period
- Housing completions rose by 18% to 15,000 in 2016, but still very low. Rise further in early 2017
- Mortgage lending rising strongly – while mortgage approvals up 61% yoy in Q1 2017
- Strong employment growth in 2016 – rose by 2.9% and up by 3.3% yoy in Q4
- Live Register continues its sharp decline in 2017. Jobless rate down to 6.2% in April
- Budget deficit on target at end April 2017 despite some shortfall in tax receipts

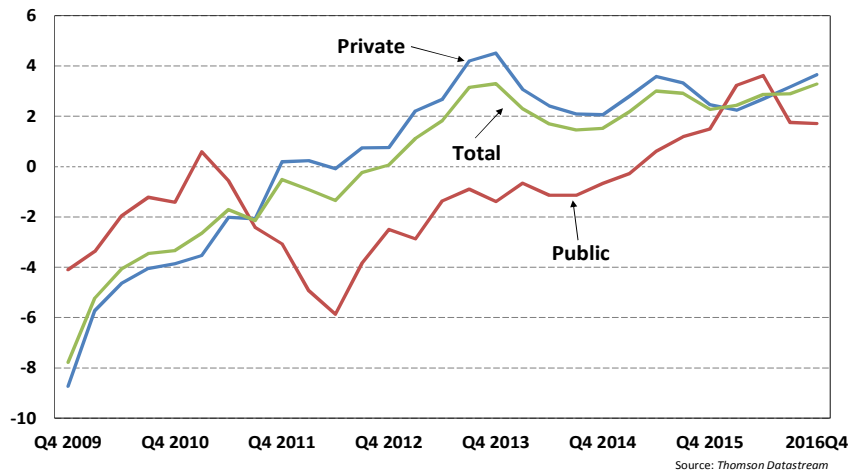
Robust jobs growth; unemployment falls sharply



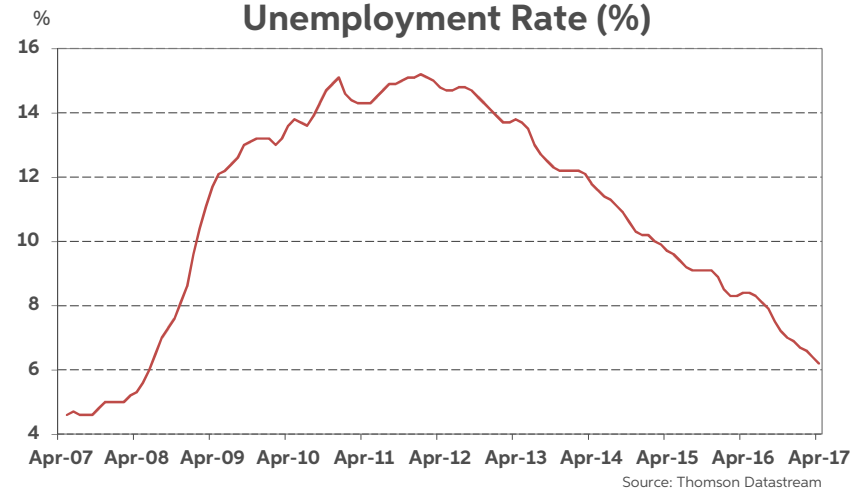
Year Average	2014	2015	2016	2017(f)	2018(f)	2019(f)
Unemployment Rate %	11.3	9.5	7.9	6.5	5.7	5.4
Labour Force Growth %	-0.3	0.5	1.2	1.2	1.2	1.2
Employment Growth %	1.7	2.6	2.9	2.7	2.0	1.6
Net Migration : Year to April ('000)	-21.4	-11.6	3.0	10.0	15.0	15.0

Source: CSO and AIB ERU forecasts

Employment (% Change YoY)



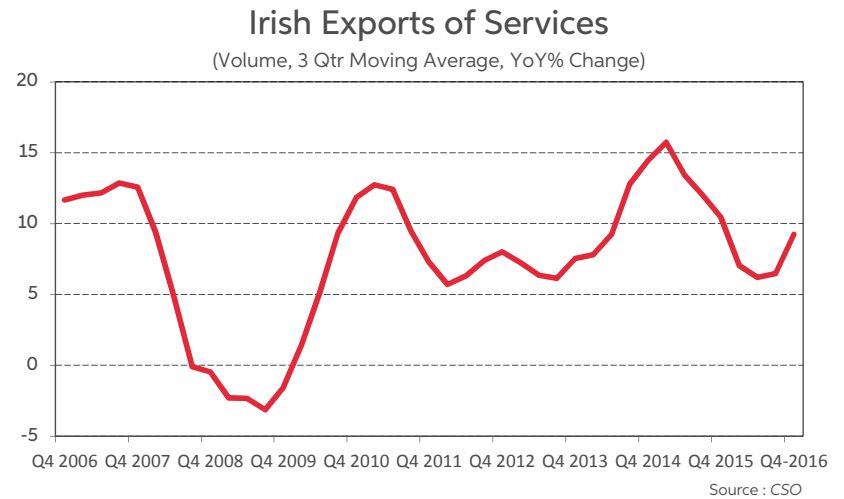
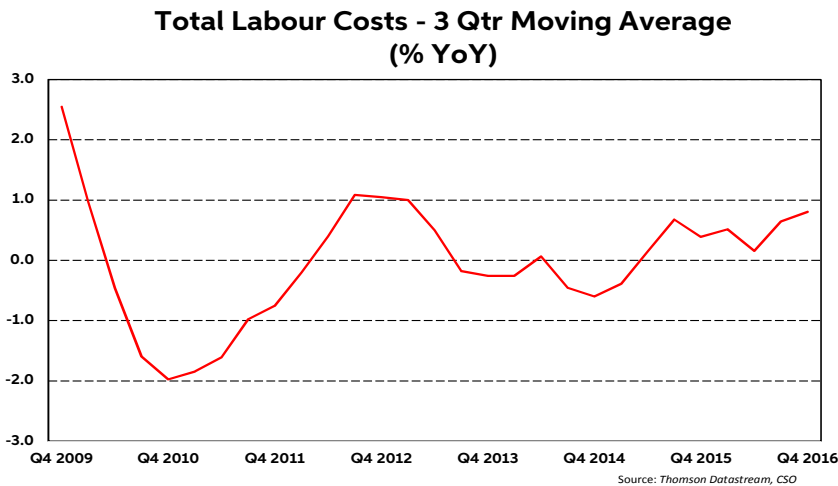
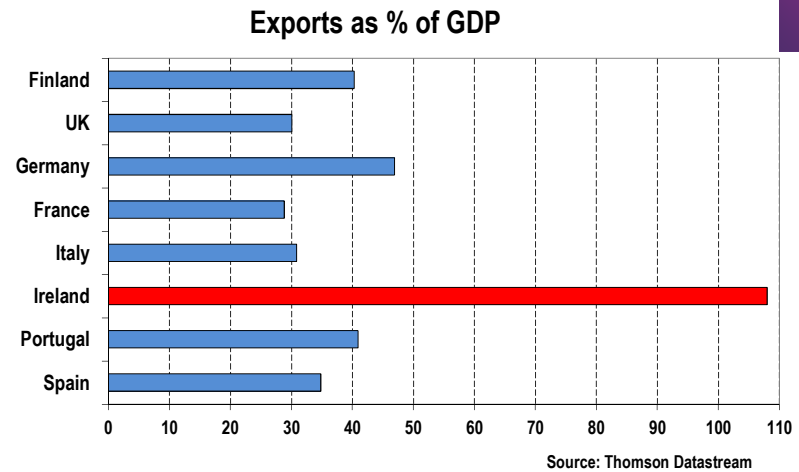
Unemployment Rate (%)



Large Irish export base performs well



- Ireland a very open economy – exports, driven by huge FDI, equate to well over 100% of GDP
- Major gains in Irish competitiveness since 2009, with weakening of euro also helpful
- Exports have risen strongly, helped by large FDI inflows and recovery in global economy
- Sterling’s sharp fall a challenge for exports to UK but service exports rose 11.5% yoy in H2 2016



FDI and the Irish economy



WHAT ATTRACTS FDI TO IRELAND?

- Access to European markets
- Low corporate tax rate of 12.5%
- English speaking country
- Well educated, flexible workforce
- Common law legal system
- Stable political framework
- Long history of successful FDI
- Easy access to decision makers

KEY FDI IMPACTS ON THE IRISH ECONOMY

- 1,200 multinational companies
- €150bn Exports (64% of Irish exports)
- 200,000 Jobs in FDI, 340,000 in total
- 70% of Corporation Tax
- €8.7bn Spending on Irish services/materials
- €10bn in Payroll
- 67% of Business R&D expenditure

WORLD LEADERS CHOOSE IRELAND

- 8 of the top 10 in ICT
- 9 of the top 10 in Pharmaceuticals
- 17 of the top 25 in Medical Devices
- 3 of the top 5 Games companies
- 10 of the 'top born on the Internet' firms
- More than 50% of the world's leading Financial firms

TRUMP TAX CHANGES SHOULD NOT HIT FDI

- US firms have well established operations here
- Need highly skilled, multi-lingual workforce
- Firms do not move Ireland to avoid US tax
- Ireland is base to service their European markets
- Easier to operate in local rather than US time zone
- Risk of protectionism means need bases abroad
- No certainty about future US tax policy
- But Republicans border tax plan could hit FDI

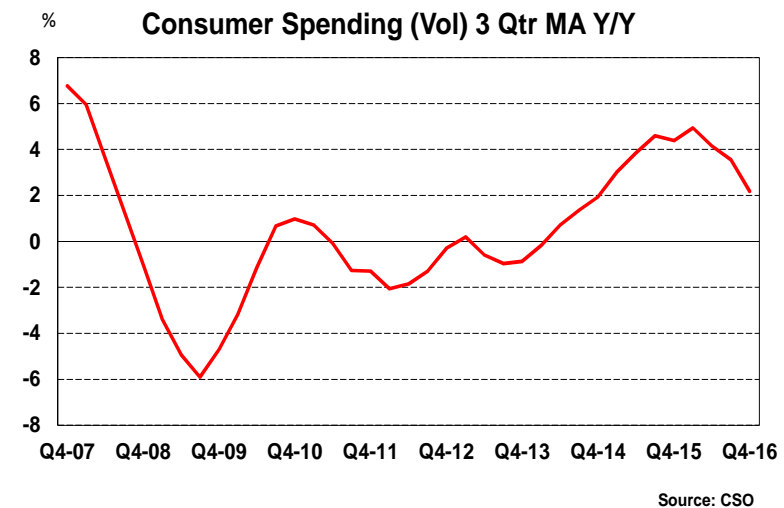
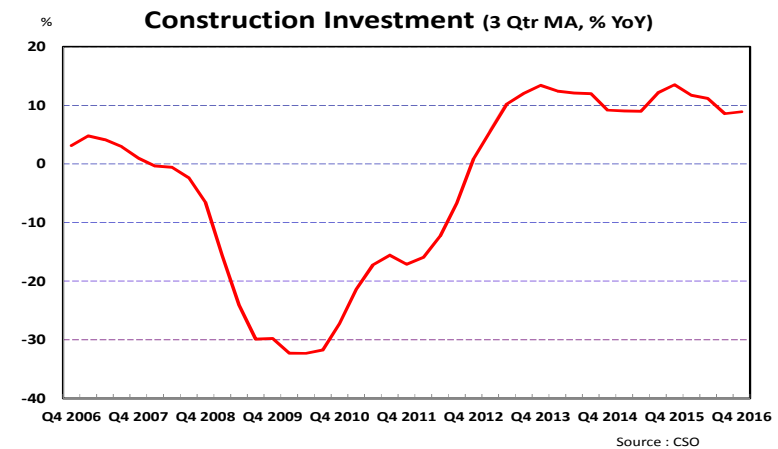
Many top global companies have big operations in Ireland



Recovery by domestic economy in place since 2013



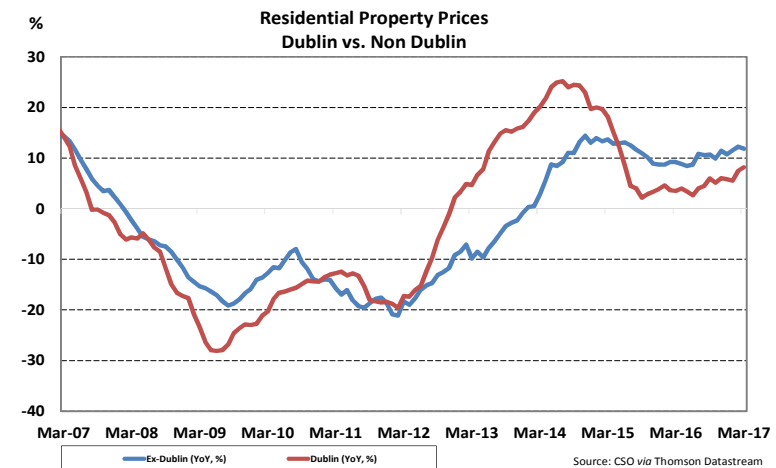
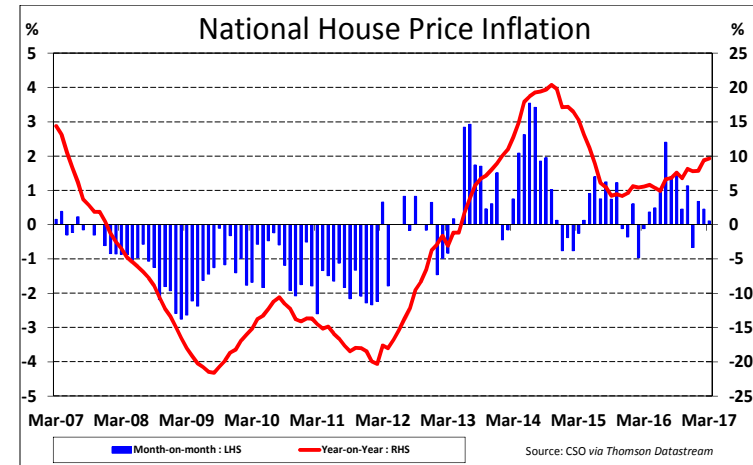
- Domestic economy contracted by 20% in five year period from 2008-2012
- Collapse in construction was big drag on GDP - fell from 13.5% of GDP in 2005-07 to 5.3% by 2012
- Construction has seen steady growth since 2013 of circa 10% per annum – continued in 2016
- Business investment (ex planes/R&D) more than doubled in 2013-2015 but fell back in 2016
- Consumer spending grew by 1.7% in 2014, 4.5% in 2015 and 3.0% in 2016
- Core domestic spending (ex aircraft, R&D, Intangibles) averaged growth of 4.4% in 2013-2015
- Slower growth in core domestic spending in 2016
- Core retail sales rose strongly in 2014-16 period. Increased by 1.6% in Q1 2017 on Q4 2016 levels
- Total car sales continued uptrend in 2017 (+2% yoy)



House prices rebound as big housing shortage emerges

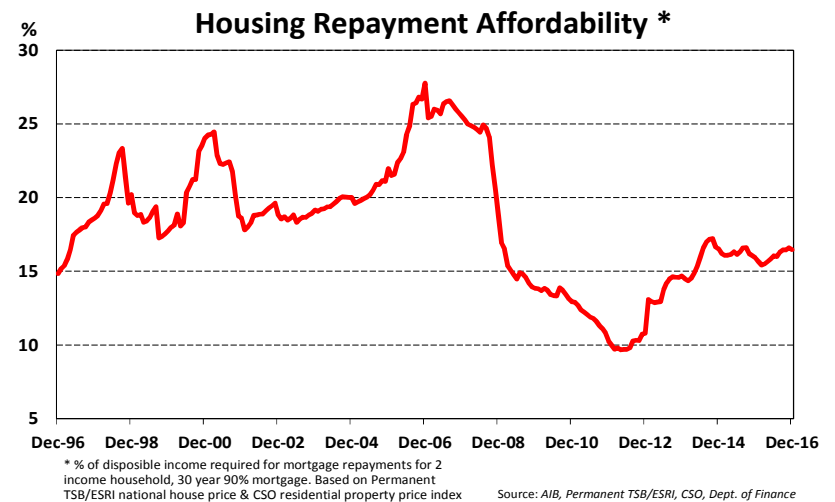
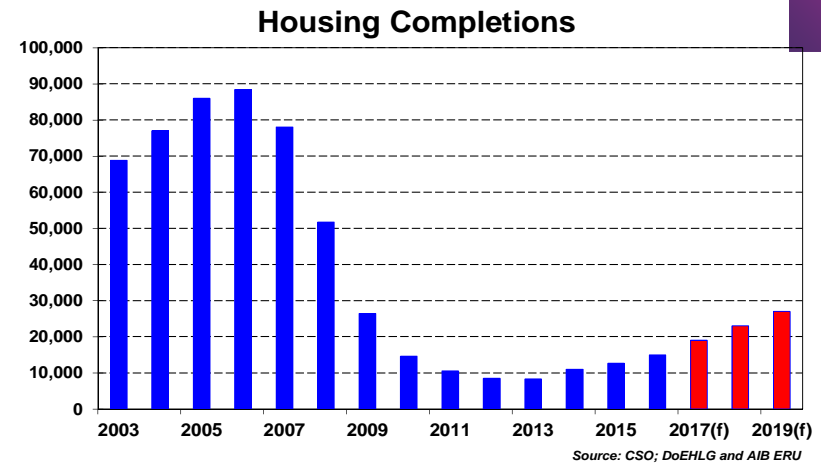


- House prices declined by a very sharp 55% between their peak in late 2007 and early 2013
- House prices then rebounded as big housing shortage emerged after 90% fall in house building
- Supply overhang eliminated with little stock for sale
- Prices up 51% by Mar 2017 from low in early 2013
- Dublin prices up by 68% from trough, while non-Dublin prices have risen by 46%
- House prices, though, including in Dublin, are still more than 30% below peak levels hit in 2007
- Central Bank mortgage rules cooled Dublin house price inflation – fell from 25% to below 3% in 2015
- House prices inflation picked up again 2016. Prices up 9.6% yoy nationally by Mar 2017. Dublin up 8.2%
- Rents have also rebounded strongly – now 12 % above previous peak reached in 2008



House building rising only slowly from very low levels

- Housing completions at 12,700 in 2015, up from 11,000 in 2014 and 8,300 in 2013
- Completions rose by 18% to 15,000 in 2016 but still at low level. Forecast to rise to 18-19,000 in 2017
- Annual demand estimated at 25,000-30,000 units
- Measures being put in place to boost new house building. More Local Authority and NAMA building
- Central bank lending rules relaxed while tax rebate introduced in budget to help fund deposits for FTB
- Mortgage lending has picked up again after slowing on introduction of CB rules in 2015
- Housing affordability helped by low mortgage rates
- Improving trend in new housing starts a positive sign. Housing completions rise further in early 2017
- However, likely to be 2019 before housing output rises to 25,000 units or above



AIB Model of Potential Housing Demand



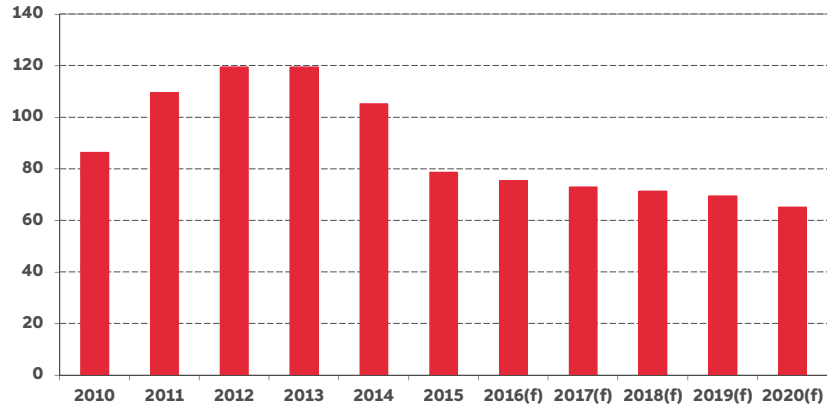
Calendar Year	2012	2013	2014	2015	2016	2017	2018
Household Formation	14,000	15,000	16,500	19,500	21,500	22,000	23,000
<i>of which</i>							
Indigenous Population Growth	20,000	17,500	17,000	17,500	17,000	16,000	15,500
Migration Flows	-9,000	-5,500	-3,500	-1,500	1,000	2,500	3,500
Increased Headship	3,000	3,000	3,000	3,500	3,500	3,500	4,000
Second Homes	1,000	1,000	1,000	1,000	1,000	1,500	1,500
Replacement of Obsolete Units	4,000	4,000	4,500	4,500	4,500	5,000	5,500
Total POTENTIAL Demand	19,000	20,000	22,000	25,000	27,000	28,500	30,000
Completions	8,500	8,300	11,000	12,700	15,000	19,000	23,000
POTENTIAL Impact on Vacant Stock	-10,500	-11,700	-11,000	-12,300	-12,000	-9,500	-7,000

Sources: CSO, DoECLG, AIB ERU

Gov debt ratio falls, private sector deleverages

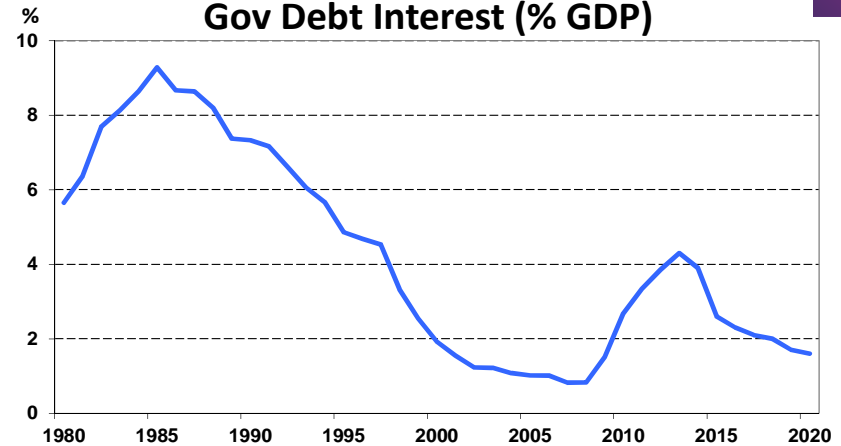


Gross Gen Gov Debt (% GDP)



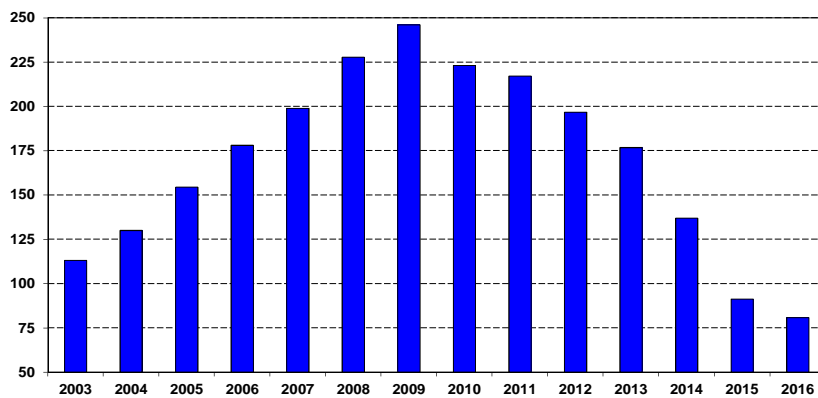
Source: Dept of Finance. (Note Inflated/Distorted GDP figures from 2015)

Gov Debt Interest (% GDP)



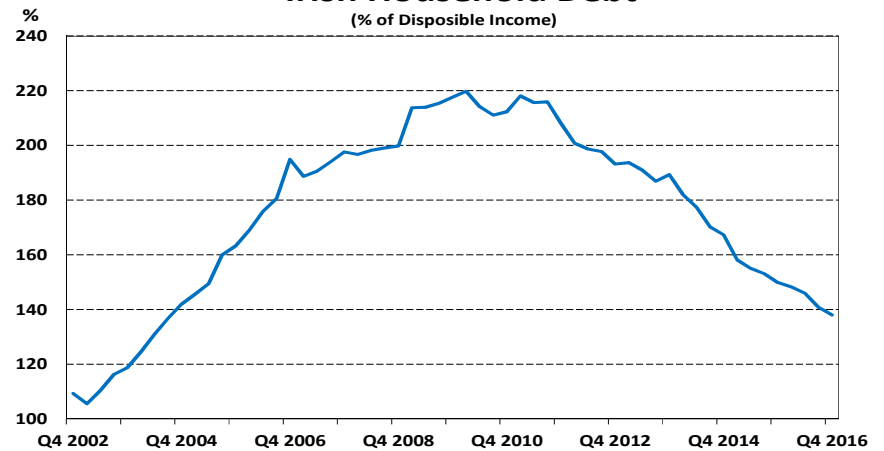
Source: NTMA; Dept of Finance

Irish Private Sector Credit (Inc Securitisations) as % GDP



Sources: Central Bank, CSO, AIB ERU Calculations (Note Inflated/Distorted GDP figs in 2015/16)

Irish Household Debt (% of Disposable Income)

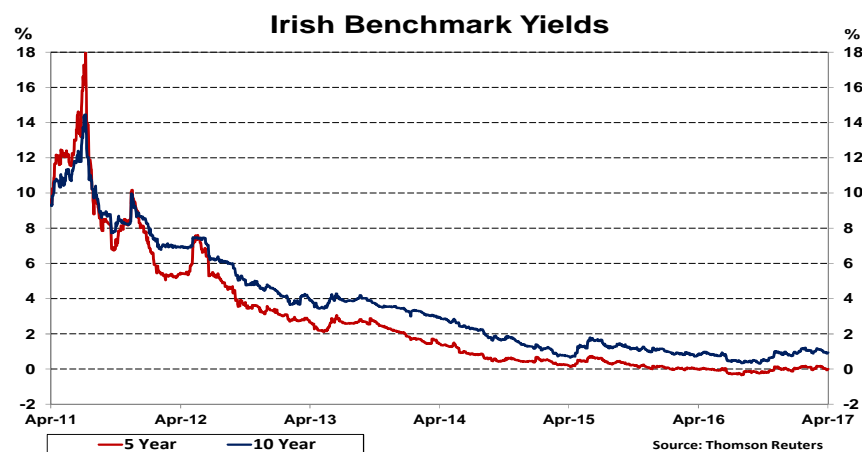
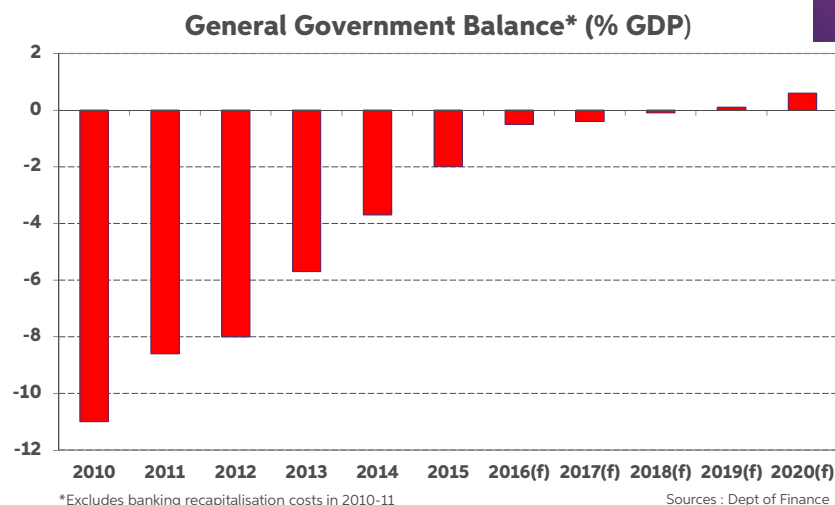


Source: CSO, Central Bank, AIB ERU

Budget deficit falls sharply – now close to balance



- Some €30bn (18% of GDP) of fiscal tightening implemented in 2008-2014 period
- Budget deficit falls sharply to very low levels
- Deficit down to 0.5% of GDP in 2016. Deficit on target in 2017 despite some shortfall in taxes
- Budget deficit forecast at 0.1% of GDP for 2018
- Fiscal policy now mildly expansionary
- Primary budget (i.e. excluding debt interest) surplus of 1.8% of GDP in 2016
- Debt interest costs low – at 2% of GDP in 2017
- Gross Gov Debt/GDP ratio has fallen sharply
- Irish bonds yields have fallen to very low levels
- Sovereign debt ratings upgraded; S&P have Ireland at A+, Fitch at A, Moody's A3



Brexit is a major headache for Ireland



- Brexit has serious implications given close economic/trade links with UK
- Trade with UK equates to **35% of Irish GDP**. Thus, it is a key trading partner
- UK takes over **40% of Irish indigenous firm exports**, so very important trading partner
- Expected negative impact of Brexit on UK economy will have **knock-on effect** on Irish exports to there
- Agri, tourism, energy, retailing, financial sector most likely to be impacted by Brexit

- Sterling has fallen sharply on Brexit concerns, which hits **exports to UK**
- Impacts Irish firms **competing with UK exports** to Ireland and elsewhere
- Many Irish exporters are small firms with no Treasury function so don't hedge currency exposure
- **Cross border trade** picks up as shoppers head North following sterling's big fall. Also rise in on-line sales going to the UK
- **Sterling weakness** also has a significant impact on cross-border businesses like hotels, restaurants

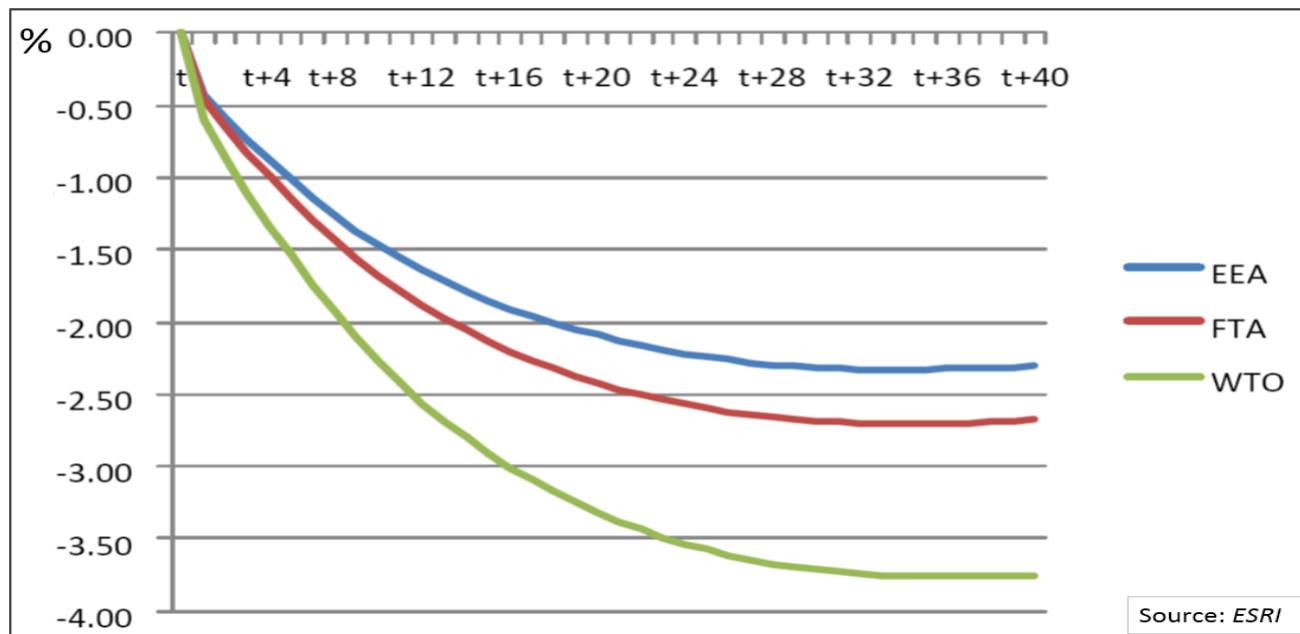
- **Higher trading costs** from more administration, differing trade rules and regulations, compliance costs, possible customs duties and tariffs when UK leaves EU
- Brexit could impact considerable **cross-country investment** between UK and Ireland.
- **Border** with Northern Ireland will become an external EU land border, with possible Customs checks etc
- Ireland will **lose key ally** within EU when UK leaves as share similar views on taxation, regulation, state involvement in economy etc.

Ireland would be impacted by a hard Brexit



- Unclear what trade arrangements will be put in place between EU and UK post Brexit
- UK to leave Single Market and possibly Customs Union – does not want common external tariffs
- Ireland and UK want to preserve common travel area but need will EU agreement on this
- Very unlikely to see a full EU-UK trade deal concluded before Brexit
- UK wants exit deal to contain transition arrangements on trade to avoid economic disruption
- Leaving the Customs Union and Single Market makes this more difficult to achieve
- Worst outcome is if UK has to fall back on WTO rules post Brexit, which require a common set of tariff rates to be applied to all countries where no free trade deals exists
- This would be bad news for Irish/UK trade as could see imposition of tariffs, customs duties and increased costs from non-tariff barriers like rules of origin, production standards, licenses etc
- Both UK and EU say they want to avoid this and reach an agreement of future trade relationship
- Brexit likely to have impact on the border with Northern Ireland. Gov does not want hard border
- Main upside is that Brexit would make Ireland more attractive for FDI vis-à-vis the UK
- Hard Brexit in 2019 would depress Irish growth considerably if no transition deal done on trade

Brexit expected to lower growth of Irish economy

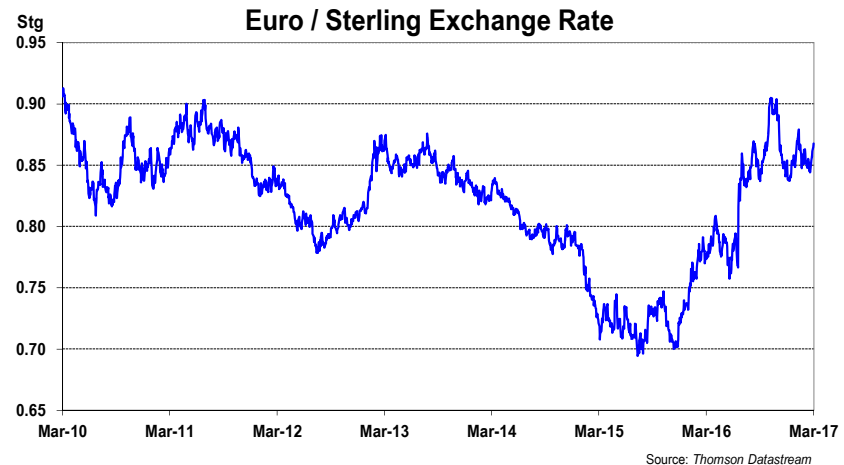
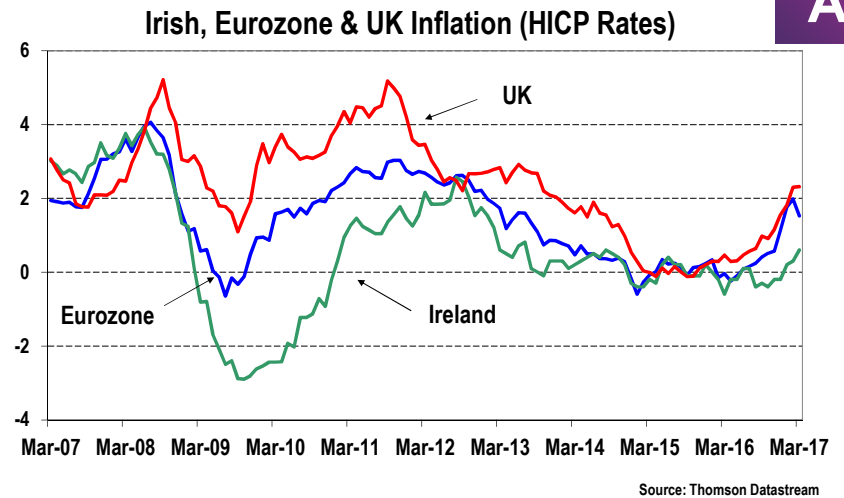


- ESRI-D/Finance estimate Irish output would be reduced by over 2% on a soft Brexit
- Sharp fall-off in trade with UK likely on a hard Brexit
- Output almost 4.0 % lower over time if there is hard Brexit and a fall back on WTO rules
- Employment 2% lower and unemployment nearly 2% higher

Solid Irish growth to continue ahead of Brexit



- Rebound by Irish economy is continuing
- Construction picking up from still low output levels
- Budgetary policy turns mildly expansionary
- Activity supported by low interest rate environment
- FDI strong despite concerns on corporate tax
- Irish inflation remains very low, below that of the Eurozone and UK
- OECD and IMF forecasting that global growth will improve in 2017 and 2018
- However, Brexit is a major challenge for economy
- Sharp fall in sterling impacts exports to UK, tourism from UK, firms competing with UK imports
- Irish GDP grew by a strong 5.2% in 2016
- Irish GDP growth could slow to 3.0-3.5% in 2017-18 on Brexit concerns
- No sign yet, though, that economy is slowing



AIB Irish Economic Forecasts



<i>% change in real terms unless stated</i>	2013	2014	2015	2016	2017 (f)	2018 (f)
GDP	1.1	8.5	26.3	5.2	3.5	3.0
GNP	4.7	9.2	18.7	9.0	3.5	3.0
Personal Consumption	-0.8	1.7	4.5	3.0	3.0	2.5
Government Spending	0.1	5.4	1.1	5.3	1.5	1.5
Fixed Investment	-5.4	18.2	32.7	45.5	6.0	5.5
Core Fixed Investment*	22.6	14.4	18.3	N.A.	6.0	5.5
Core Domestic Spending*	2.3	4.2	6.6	N.A.	3.7	3.3
Exports	3.1	14.4	34.4	2.4	4.0	4.0
Imports	1.1	15.3	21.7	10.3	4.0	4.0
HICP Inflation (%)	0.5	0.3	0.0	-0.2	0.5	0.8
Unemployment Rate (%)	13.1	11.3	9.5	7.9	6.5	5.7
Budget Balance (% GDP)	-5.7	-3.7	-2.0	-0.5	-0.4	-0.1
Gross General Gov Debt (% GDP)	119.5	105.3	78.7	75.4	73.0	71.0

*Excludes investment in aircraft and intangibles (data not available for 2016)

Source: CSO, AIB ERU Forecasts

Risks to the Irish economic recovery



- Main risks to Irish recovery no longer internal but external, in particular Brexit
- Brexit major issue for Ireland given its strong trading links with UK and sharp fall by sterling
- Possibility of reduced FDI from US if Trump administration slashes corporate taxes and introduces border tax on imports. Any trade war would undermine fragile global recovery
- Questions around corporation tax regime (eg Apple ruling) could impact FDI but seems unlikely
- Supply constraints in new house building activity, which is recovering at a slow pace and output remains at very low levels
- Competitiveness issues - high Dublin house prices, high rents, high personal taxes
- Continuing credit contraction – fewer banks, tighter credit conditions, on-going deleveraging

Note: All Irish data in tables are sourced from the CSO unless otherwise stated. Non-Irish data are from the IMF, OECD and Thomson Financial. Irish forecasts are from AIB Economic Research Unit. This presentation is for information purposes and is not an invitation to deal. The information is believed to be reliable but is not guaranteed. Any expressions of opinions are subject to change without notice. This presentation is not to be reproduced in whole or in part without prior permission. In the Republic of Ireland it is distributed by Allied Irish Banks, p.l.c. In the UK it is distributed by Allied Irish Banks, plc and Allied Irish Banks (GB). In Northern Ireland it is distributed by First Trust Bank. In the United States of America it is distributed by Allied Irish Banks, plc. Allied Irish Banks, p.l.c. is regulated by the Central Bank of Ireland. Allied Irish Bank (GB) and First Trust Bank are trade marks used under licence by AIB Group (UK) p.l.c. (a wholly owned subsidiary of Allied Irish Banks, p.l.c.), incorporated in Northern Ireland. Registered Office 92 Ann Street, Belfast BT1 3HH. Registered Number NI 018800. Authorised by the Prudential Regulation Authority and regulated by the Financial Conduct Authority and the Prudential Regulation Authority. In the United States of America, Allied Irish Banks, p.l.c., New York Branch, is a branch licensed by the New York State Department of Financial Services. Deposits and other investment products are not FDIC insured, they are not guaranteed by any bank and they may lose value. Please note that telephone calls may be recorded in line with market practice.